



PATTERNS

Handprint Wreath

1. Trace the youngster's hand on green paper.
2. Cut out six of these green hands for each wreath.
3. Draw and cut one red bow.
4. Draw and cut twelve red berries.
5. Draw and cut one green wreath.
6. Paste all six hands around the wreath.
7. Paste red bow and red berries on wreath. (Watch how some youngsters will put a berry on each "finger.")



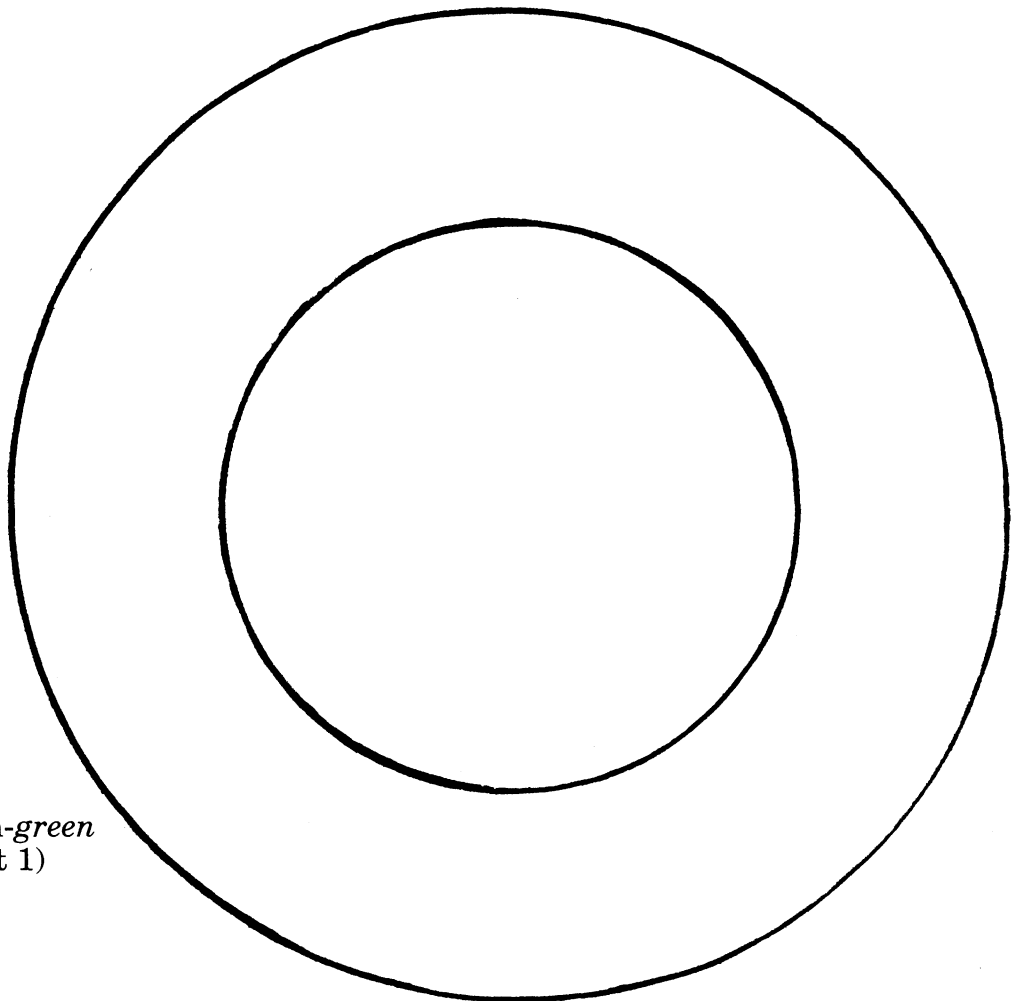
PATTERNS



bow-red
(cut 1)



berry-red
(cut 12)



wreath-green
(cut 1)